



## **Hospital Management Add on for SAP B1**

### **Kabeer Consulting Group**

**Head office:** 26 Wills Way , Piscataway, NJ 08854

**India office:** 19/20 ,4th floor , Ansal Plaza , Vaishali, Ghaziabad ,UP 201010

**Nigeria Office:** Plot 11 Block 29, Mayaki Usman Street, off Chief Anozie Street, Lekki Phase one, Lagos

# Kabeer Global Group – Overview

| Kabeer Consulting Group Overview   |                                       |  |  | Industry Focus   |                                  |  |
|--|---------------------------------------|--|--|--|----------------------------------|--|
| <ul style="list-style-type: none"><li>• Global Presence</li><li>• Over 300 + employees in various countries</li><li>• 2/3 of Clients are in SMB</li><li>• More than 10 offices in 9 countries</li><li>• 90% repeat Business</li><li>• Global experience of implementation</li><li>• Ranked #1 in client satisfaction</li></ul> |                                       |  |  | <ul style="list-style-type: none"><li>• <b>Manufacturing</b> : Auto ,Consumer Products</li><li>• Oil &amp;Gas, High-Tech , Retail &amp; Distribution</li><li>• Construction, Energy, Utilities and Chemicals</li><li>• Financial Services Industries</li><li>• Telecom, Media &amp; Networks</li><li>• Public Services</li></ul> |                                  |  |
| <div>Consulting</div> <div>Technology</div> <div>Training</div> <div>Professional Services</div>   | Our Services                          |  |  |  | SAP Focus                        |  |
|  | Transformation Consulting             |  | Customer Relationship Management       |  | Supply Chain Management          |  |
|  | Finance Transformation                |  | Architecture & Infrastructure Services |  | SAP - ERP Package Implementation |  |
|  | Application Development & Integration |  | SAP S/4 Hana                           |  | SAP B1 Training                  |  |
|  | Corporate Training                    |  | Local IT Services (Staff Augmentation) |  | Hardware and Network Management  |  |
|  |                                       |  |  | Right shore™   |                                  |  |
|  |                                       |  |  | <ul style="list-style-type: none"><li>• 250+ Dedicated SAP resources Worldwide</li><li>• 100+ Dedicated SAP resources in North America</li><li>• One of top SAP B1 Integrator in the world</li></ul>   |                                  |  |
|  |                                       |  |  | <ul style="list-style-type: none"><li>• 200 Employees in India</li><li>• No Subcontractors</li><li>• CMM Level 3 Certified</li><li>• 3 Global Delivery Centers</li></ul>   |                                  |  |

# Hospital Data Management

**Hospital Data Management software enables hospitals to gather and analyze the hospital data.**

Here is an introduction to Hospital Data Management system and how it benefit to hospital.

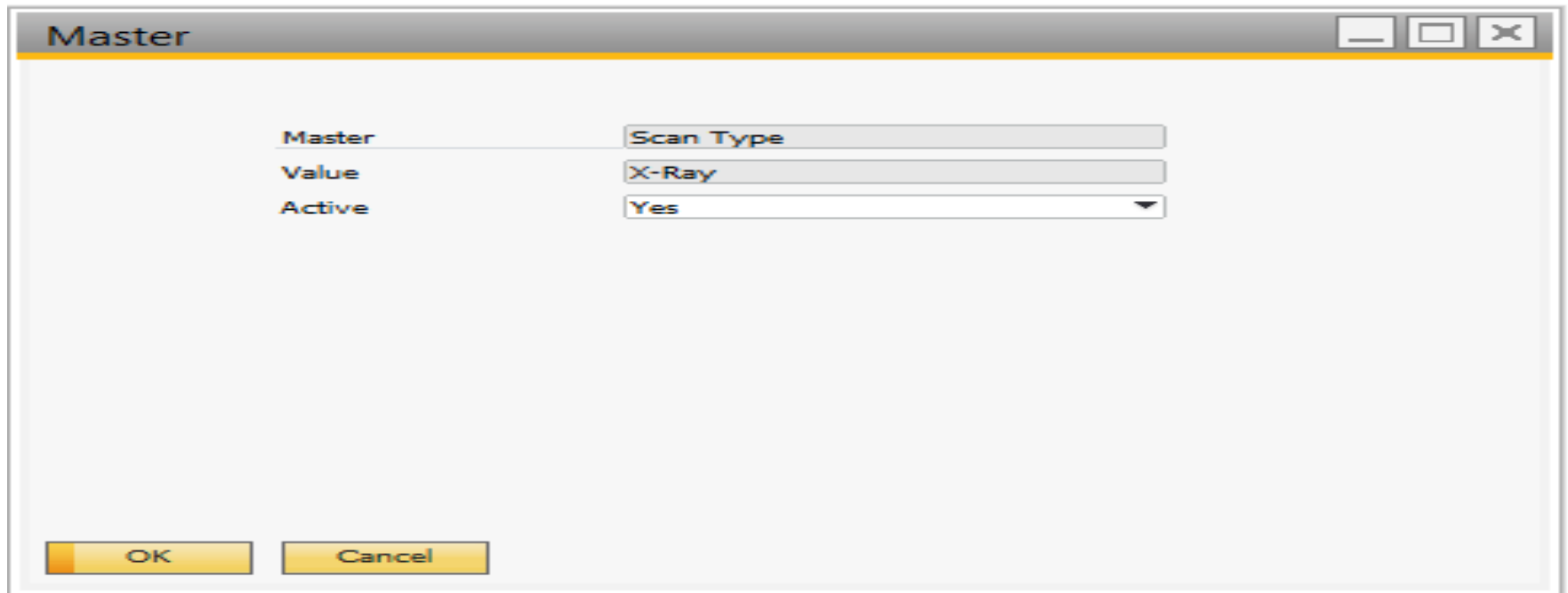
- Multiple branch management and tracking
- Make More Informed Decisions
- Patient Registration
- Patient visit details
- Patient payment details
- Branch wise expense tracking
- Integrated with SAP Business One
- Analytical reports

## Masters Records

## Master Records

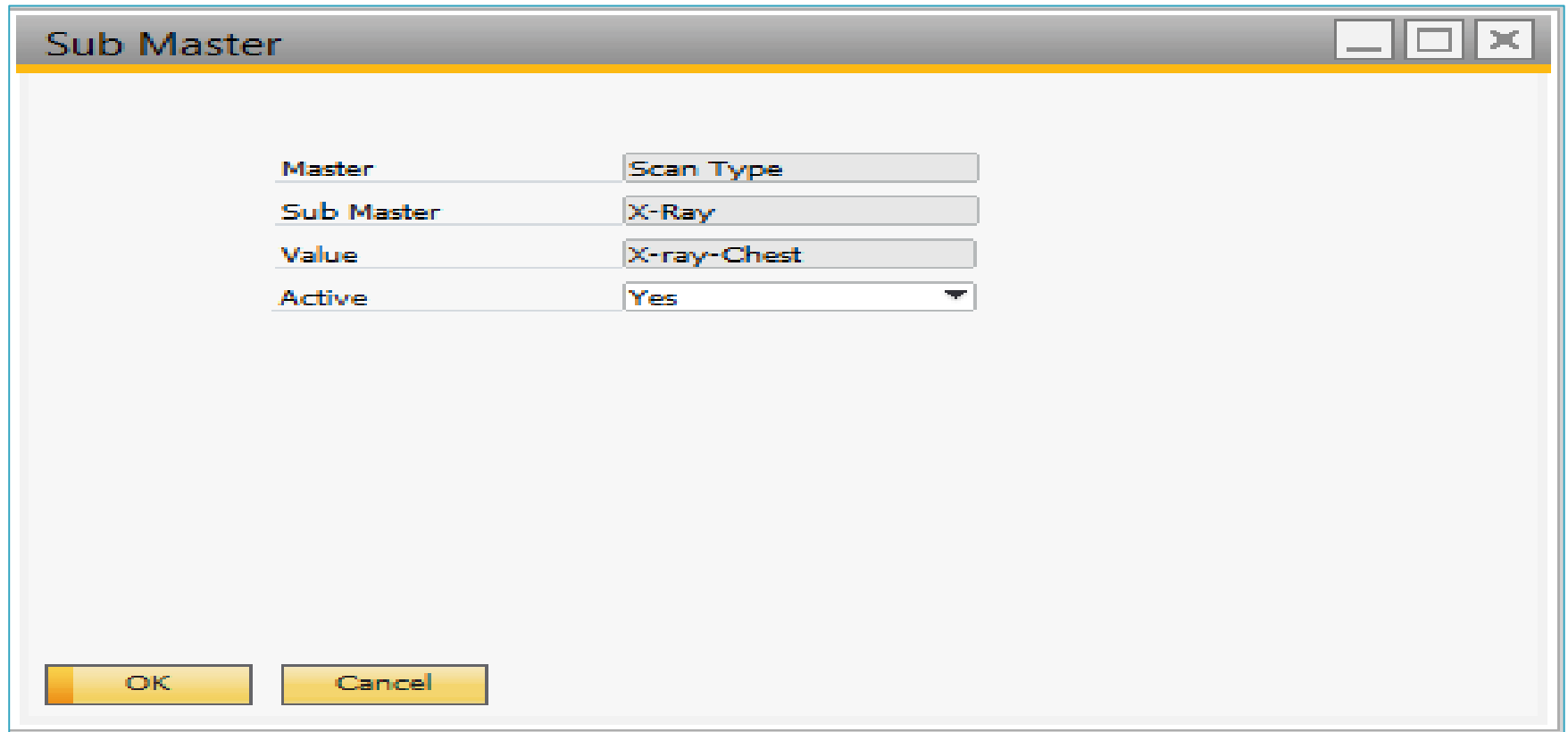
Master records can be defined for the different type of data:

- Type of diseases
- Type tests and
- Type therapies
- Type of Patient
- Type of TPA's

A screenshot of a software window titled 'Master'. The window has a standard Windows-style title bar with minimize, maximize, and close buttons. The main content area contains three labels on the left: 'Master', 'Value', and 'Active'. To the right of these labels are three input fields. The first field, corresponding to 'Master', contains the text 'Scan Type'. The second field, corresponding to 'Value', contains the text 'X-Ray'. The third field, corresponding to 'Active', contains the text 'Yes' and has a small downward-pointing arrow on its right side, indicating it is a dropdown menu. At the bottom of the window, there are two buttons: 'OK' and 'Cancel'.

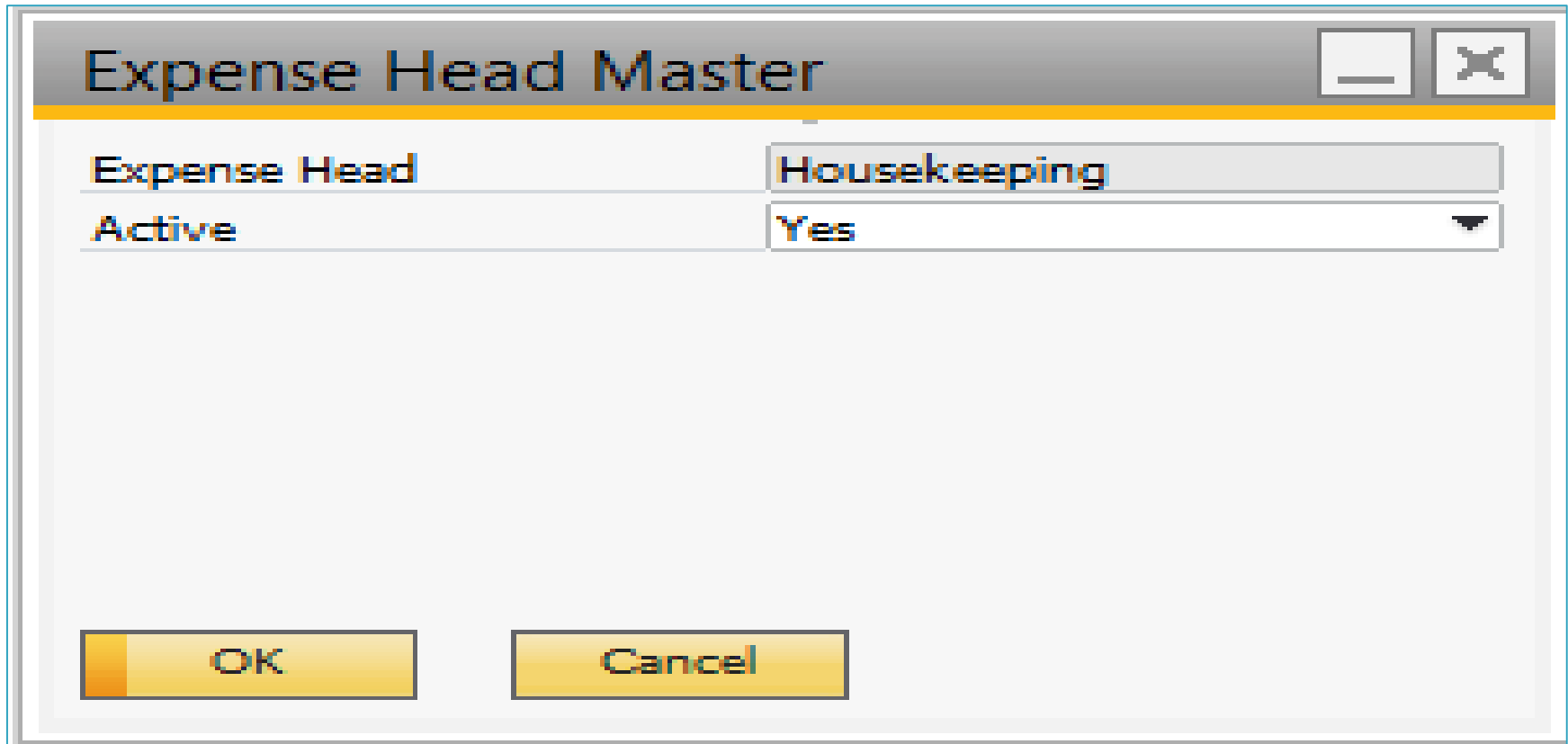
## Sub Master records

**Sub master** - can be defined for the masters like scan types, therapies, diseases etc

A screenshot of a 'Sub Master' dialog box. The dialog has a title bar with the text 'Sub Master' and standard window controls (minimize, maximize, close). Inside, there are four input fields arranged in a table-like structure. The first field is labeled 'Master' and contains the text 'Scan Type'. The second field is labeled 'Sub Master' and contains 'X-Ray'. The third field is labeled 'Value' and contains 'X-ray-Chest'. The fourth field is labeled 'Active' and contains 'Yes' with a small downward arrow indicating a dropdown menu. At the bottom left of the dialog, there are two buttons: 'OK' and 'Cancel'.

## Expenses Heads Master

Expense headmaster - will be used to define different type of expense heads

A screenshot of the 'Expense Head Master' dialog box. The title bar is grey with the text 'Expense Head Master' and standard window controls. The main area has a light grey background. There are two input fields: 'Expense Head' with the value 'Housekeeping' and 'Active' with the value 'Yes'. At the bottom, there are two yellow buttons: 'OK' and 'Cancel'.

|              |              |
|--------------|--------------|
| Expense Head | Housekeeping |
| Active       | Yes          |

## Revenue Slab Master

In revenue slab master branch wise - revenue share % for different revenue slabs can be defined.

Revenue Slab Master

Site Id

HO

Site Name

HO

Year

Month

Date

16/02/18

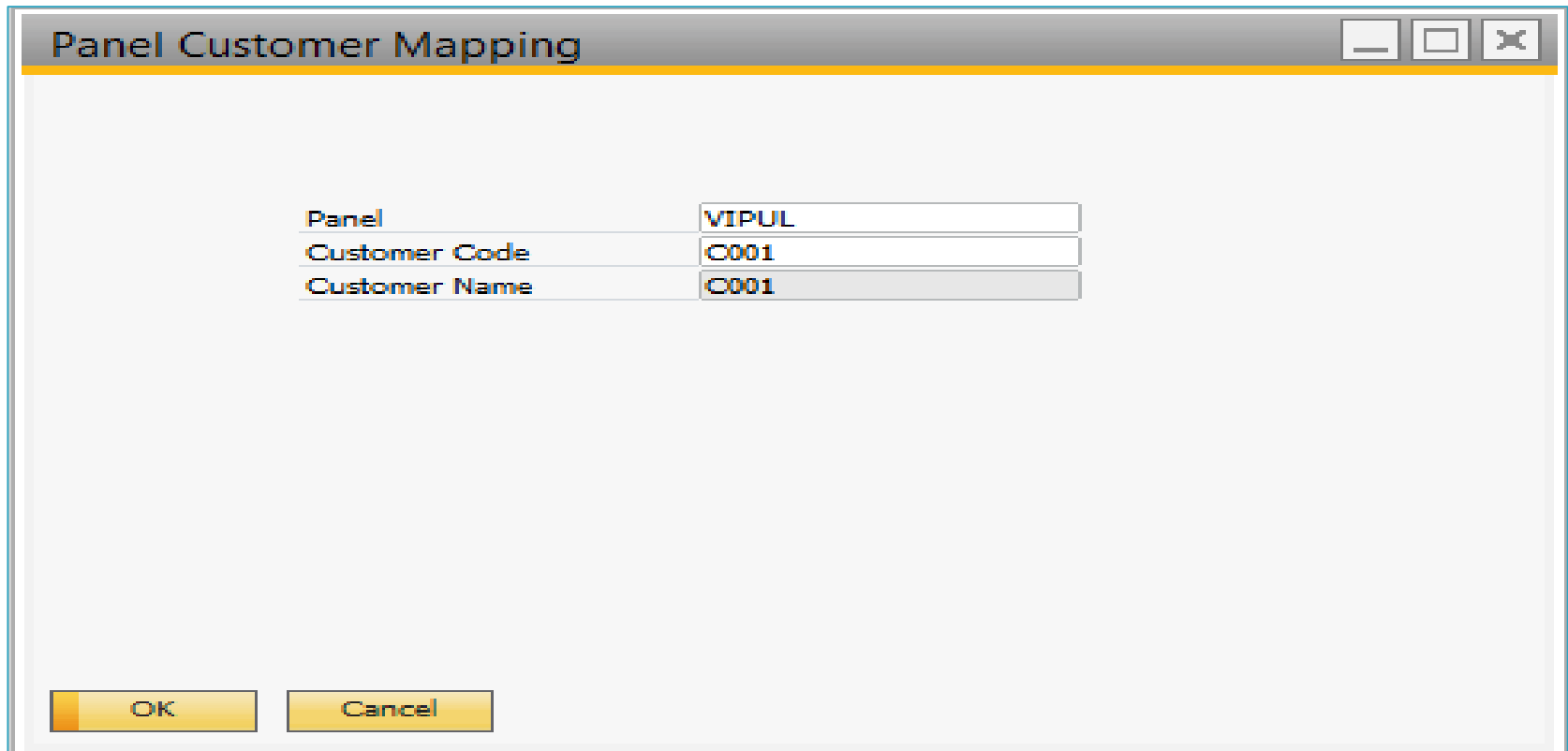
| # | Net Amount(INR) From | Net Amount(INR) To | Revenue Share % |
|---|----------------------|--------------------|-----------------|
| 1 | 1.00                 | 25,000.00          | 2.00            |
| 2 | 25,001.00            | 100,000.00         | 3.00            |
| 3 | 100,001.00           | 500,000.00         | 4.00            |
| 4 | 500,001.00           | 2,500,000.00       | 7.00            |
| 5 | 2,500,001.00         | 10,000,000.00      | 5.23            |
|   |                      |                    |                 |
|   |                      |                    |                 |
|   |                      |                    |                 |
|   |                      |                    |                 |
|   |                      |                    |                 |
|   |                      |                    |                 |
|   |                      |                    |                 |
|   |                      |                    |                 |

OK

Cancel

## Panel wise customer mapping

**Panel wise customer mapping** - is used to make entries customer wise in SAP Business One.

A screenshot of the 'Panel Customer Mapping' dialog box in SAP Business One. The dialog has a title bar with standard window controls. Inside, there are three input fields: 'Panel' with the value 'VIPUL', 'Customer Code' with the value '0001', and 'Customer Name' with the value '0001'. At the bottom, there are 'OK' and 'Cancel' buttons.

|               |       |
|---------------|-------|
| Panel         | VIPUL |
| Customer Code | 0001  |
| Customer Name | 0001  |

# Account Mapping

## Account Mapping

**Revenue head wise account mapping** - is available in the Hospital Data Management software for automated entry posting of revenue.

Account Mapping

| #  | Revenue Head                                  | Account | Account Name                            |
|----|---|---------|---|
| 1  | Revenue from Radiotherapy                     | 400000  | Sales Revenue (Domestic) - Product No.1 |
| 2  | Revenue from Radiology                        | 400010  | Sales Revenue (Domestic) - Product No.2 |
| 3  | Revenue from IPD Medical /Surgical/ Procedure | 400020  | Sales Revenue (Domestic) - Product No.3 |
| 4  | Revenue from IPD Doctors Visit                | 400040  | Sales Revenue (Domestic) - Product No.5 |
| 5  | Revenue from IPD Room Rent                    | 400070  | NBV Retirement Revenue                  |
| 6  | Revenue from IPD Food & Beverage              | 400050  | Revenue from Asset Sales (Net)          |
| 7  | Revenue from IPD Equipment Charges            | 400030  | Sales Revenue (Domestic) - Product No.4 |
| 8  | Revenue from IPD Drugs                        | 400040  | Sales Revenue (Domestic) - Product No.5 |
| 9  | Revenue from IPD Consumables                  | 400080  | Revenue account for retirement          |
| 10 | Revenue from IPD Blood Bank                   | 400040  | Sales Revenue (Domestic) - Product No.5 |
| 11 | Revenue from IPD Revenue Pathology            | 410000  | Sales Revenue (Foreign) - Product No.1  |
| 12 | Revenue from IPD Revenue Radiology            | 410010  | Sales Revenue (Foreign) - Product No.2  |
| 13 | Revenue from IPD Ambulance Charges            | 400070  | NBV Retirement Revenue                  |
| 14 | Revenue from IPD Packages                     | 400070  | NBV Retirement Revenue                  |
| 15 | Revenue from OPD Packages                     | 420000  | Miscellaneous Revenue                   |

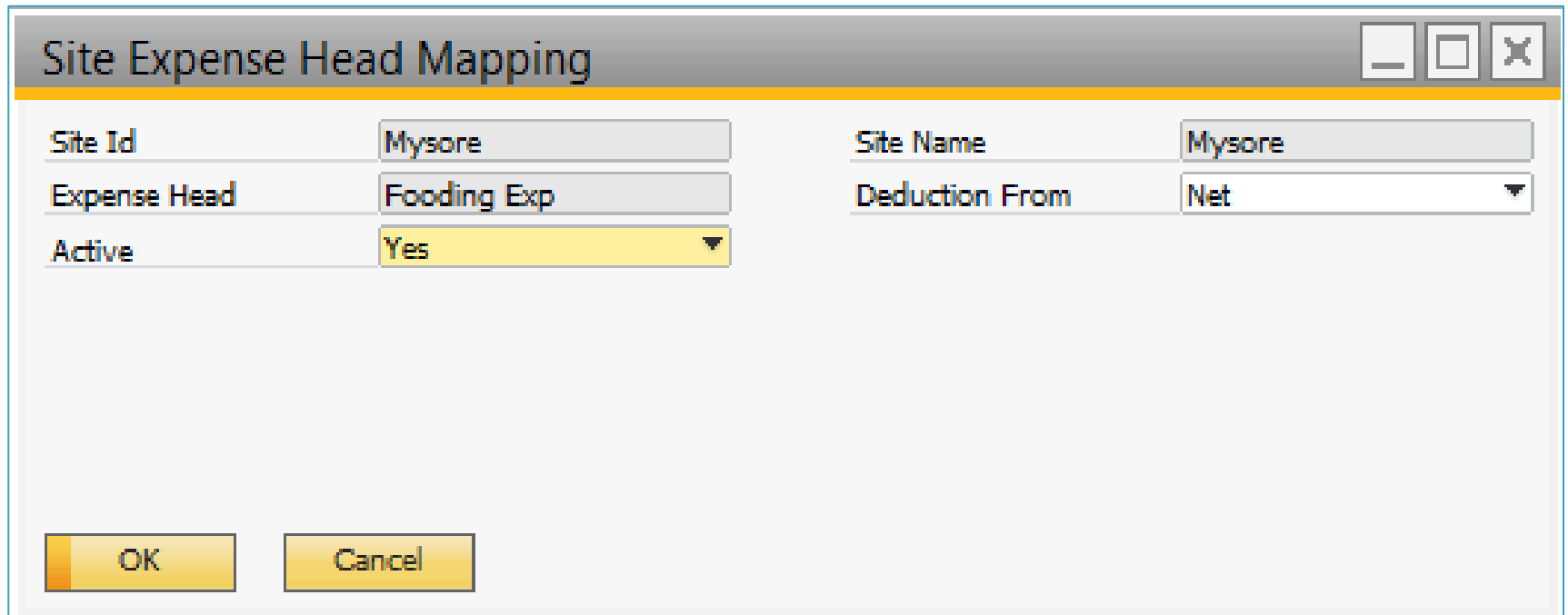
OK

Cancel

## Site Expense Head Mapping

### Site Expense Head Mapping

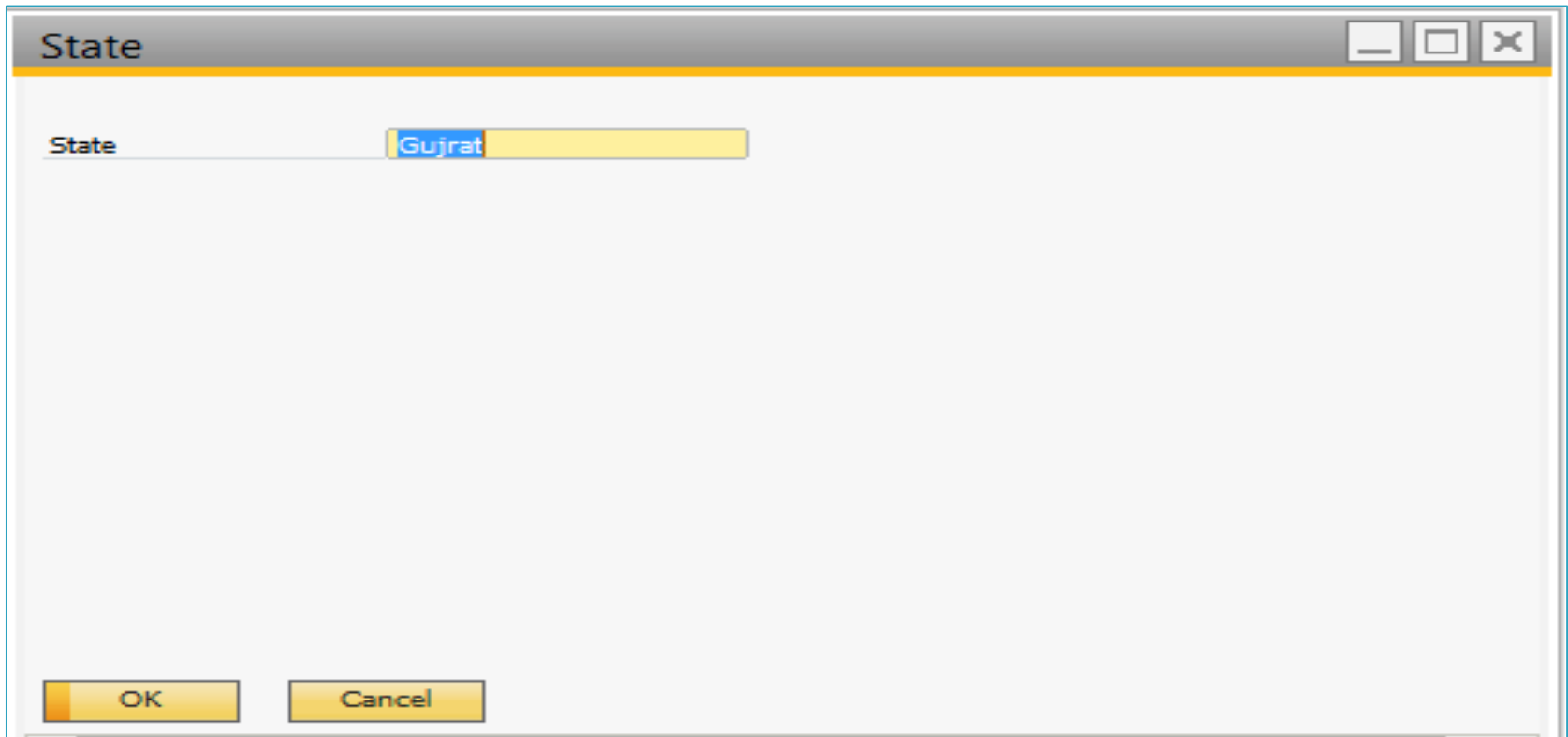
**Branch wise expense head mapping-** can be done for better transparency so that mapped expense head will come in the list for a specific branch.

A screenshot of a software dialog box titled 'Site Expense Head Mapping'. The dialog box has a title bar with standard window controls (minimize, maximize, close). Inside, there are two columns of input fields. The left column contains 'Site Id' (text box with 'Mysore'), 'Expense Head' (text box with 'Fooding Exp'), and 'Active' (dropdown menu with 'Yes' selected). The right column contains 'Site Name' (text box with 'Mysore') and 'Deduction From' (dropdown menu with 'Net' selected). At the bottom left, there are two buttons: 'OK' and 'Cancel'.

|              |             |                |        |
|--------------|-------------|----------------|--------|
| Site Id      | Mysore      | Site Name      | Mysore |
| Expense Head | Fooding Exp | Deduction From | Net    |
| Active       | Yes         |                |        |

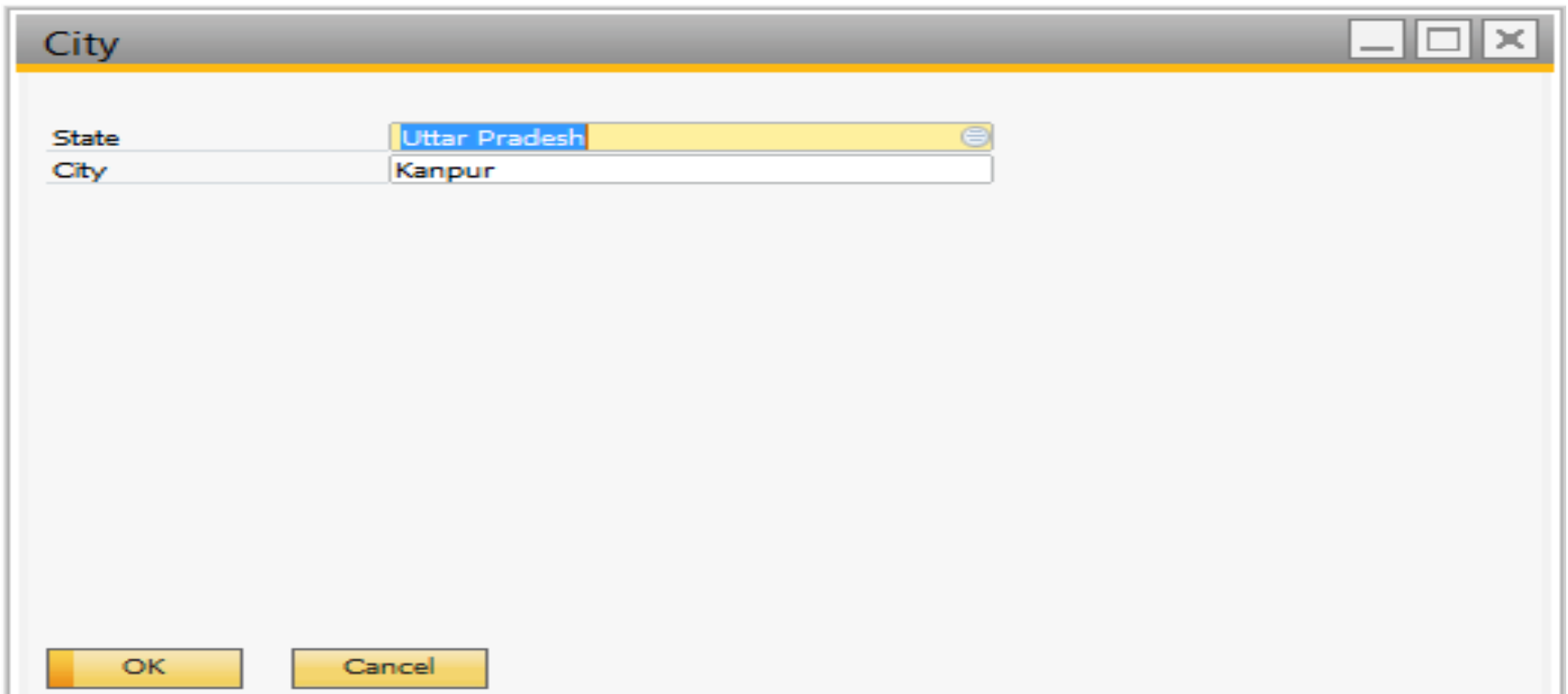
## State

**State** - State master can be defined as per requirement

A screenshot of the SAP State Master dialog box. The window has a title bar labeled 'State' with standard minimize, maximize, and close buttons. Inside the window, there is a label 'State' followed by a text input field containing the word 'Gujrat'. At the bottom of the dialog, there are two buttons: 'OK' and 'Cancel'.

## City

**City** - City master is there to define city for a state.

A screenshot of the SAP 'City' master data dialog box. The window has a title bar labeled 'City' with standard minimize, maximize, and close buttons. Inside, there are two input fields: 'State' with a dropdown menu showing 'Uttar Pradesh' and a search icon, and 'City' with a text field containing 'Kanpur'. At the bottom, there are 'OK' and 'Cancel' buttons.

|       |               |
|-------|---------------|
| State | Uttar Pradesh |
| City  | Kanpur        |

# Transaction

## Radiotherapy Patient Details

**Radiotherapy Patient Details :** Branch wise radiotherapy patient details like Patient file no, patient name, age, type of patient, diagnosis, type of therapy, city, state and mobile number will be record in this screen

Radiotherapy Patient Details

|                 |               |
|-----------------|---------------|
| Site            | HO            |
| Date            | 25/06/18      |
| File No.        | F-91          |
| Age             | 45            |
| Diagnosis       | Diagnosis1    |
| Machine Type    | Machine1      |
| Type of Patient | IPD           |
| State           | Uttar Pradesh |
| Village/City    | Ghaziabad     |
| Mobile          | 8899999999    |

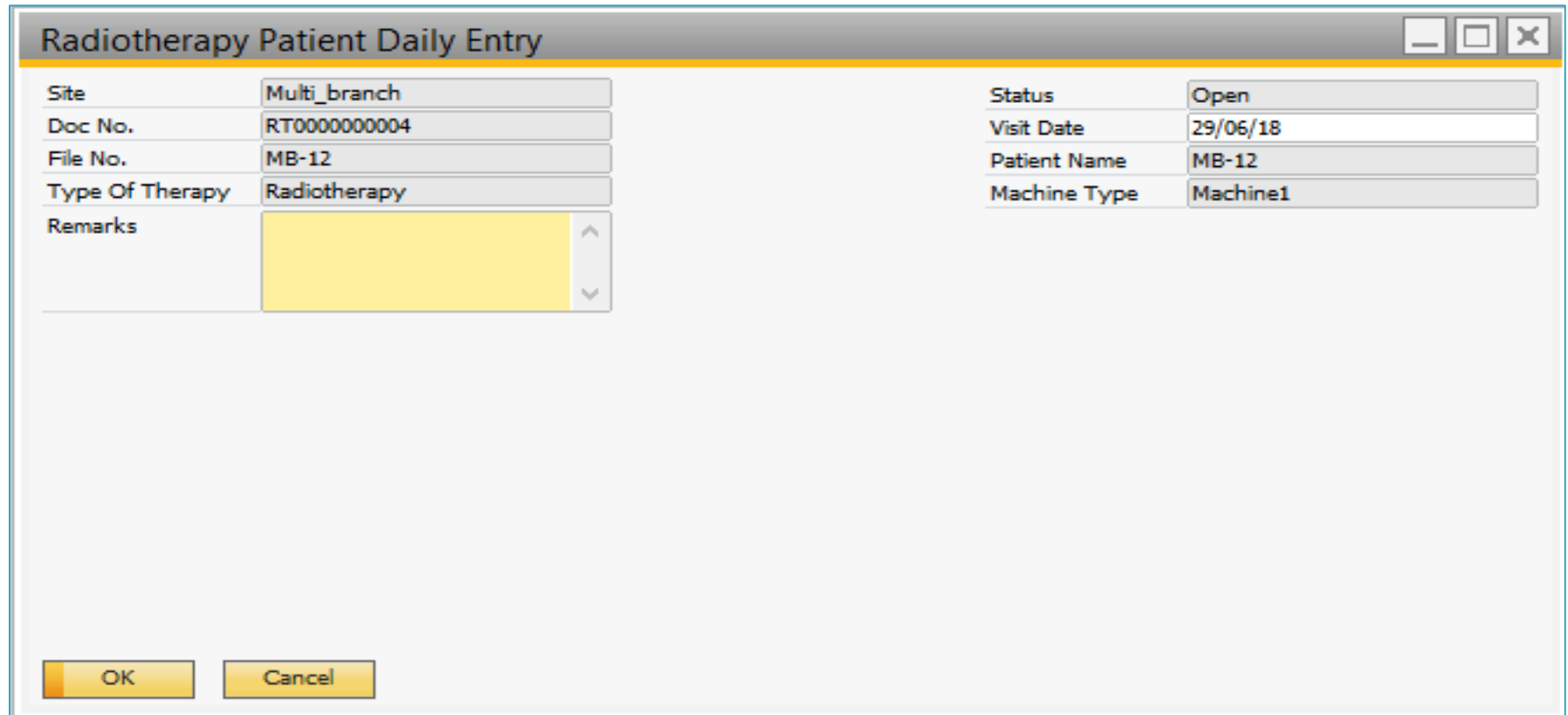
|                 |                     |
|-----------------|---------------------|
| Status          | Treatment Completed |
| Patient Name    | ravi kumar          |
| Sex             | Male                |
| Type of Therapy | ONCOLOGY            |
| Total Charges   | 45000               |
| Sub Cateogry    | CAt1                |
| District        | Ghaziabad           |
| Phone No.       |                     |
| Remarks         |                     |

OK

Cancel

## Radiotherapy Patient Daily Entry

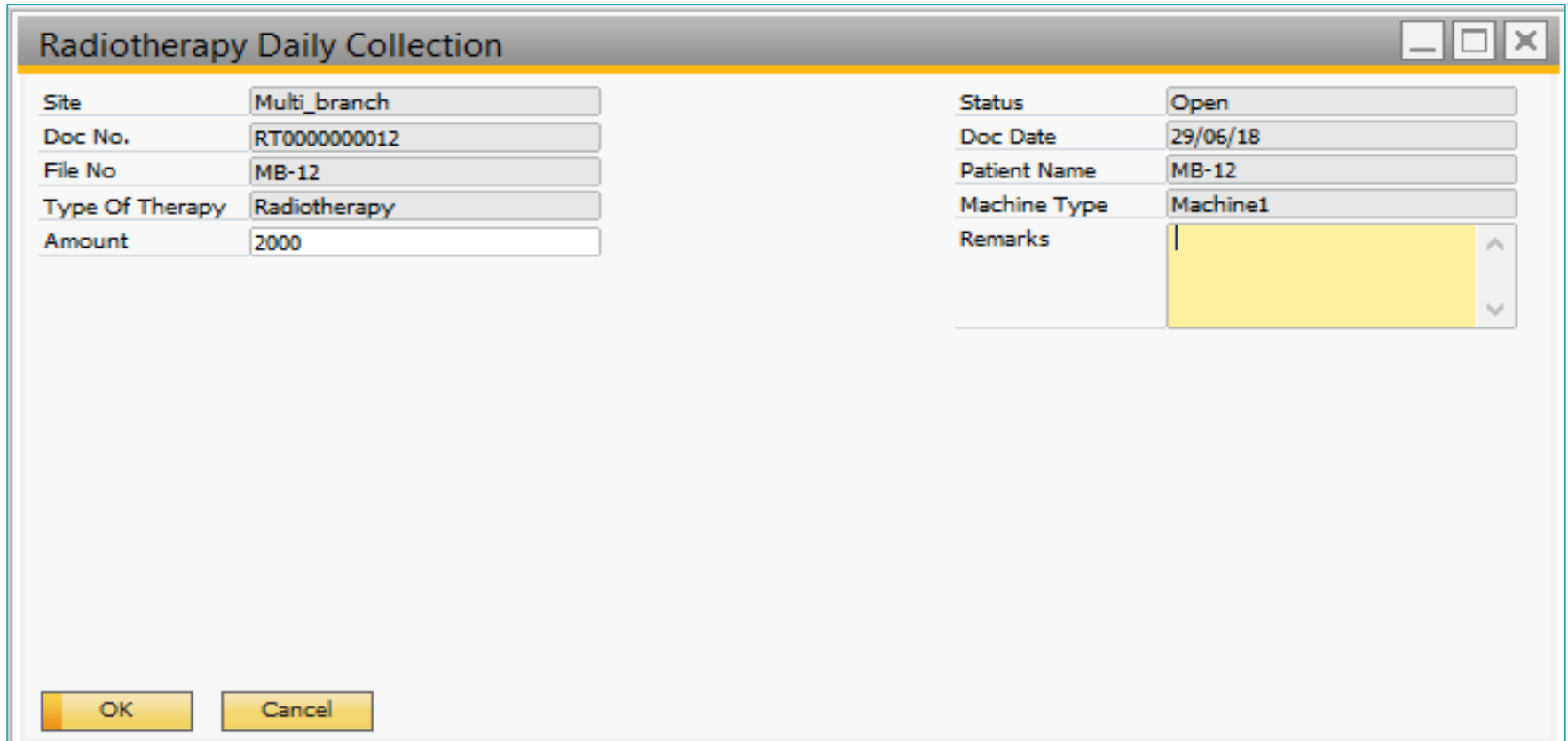
**Radiotherapy Patient Daily Entry** : Radiotherapy patient visit are recorded in this screen.

A screenshot of a software window titled 'Radiotherapy Patient Daily Entry'. The window contains two columns of input fields. The left column includes 'Site' (Multi\_branch), 'Doc No.' (RT0000000004), 'File No.' (MB-12), 'Type Of Therapy' (Radiotherapy), and 'Remarks' (a large yellow text area). The right column includes 'Status' (Open), 'Visit Date' (29/06/18), 'Patient Name' (MB-12), and 'Machine Type' (Machine1). At the bottom left are 'OK' and 'Cancel' buttons. The window has standard minimize, maximize, and close buttons in the top right corner.

|                 |              |              |          |
|-----------------|--------------|--------------|----------|
| Site            | Multi_branch | Status       | Open     |
| Doc No.         | RT0000000004 | Visit Date   | 29/06/18 |
| File No.        | MB-12        | Patient Name | MB-12    |
| Type Of Therapy | Radiotherapy | Machine Type | Machine1 |
| Remarks         |              |              |          |

## Radiotherapy Daily Collection

**Radiotherapy Daily Collection :** Daily payment collection from radiotherapy patients will be recorded by this screen.

A screenshot of a software window titled 'Radiotherapy Daily Collection'. The window contains two columns of input fields. The left column includes 'Site' (Multi\_branch), 'Doc No.' (RT0000000012), 'File No' (MB-12), 'Type Of Therapy' (Radiotherapy), and 'Amount' (2000). The right column includes 'Status' (Open), 'Doc Date' (29/06/18), 'Patient Name' (MB-12), 'Machine Type' (Machine1), and 'Remarks' (a large yellow text area). At the bottom left are 'OK' and 'Cancel' buttons.

| Radiotherapy Daily Collection |              |              |          |
|-------------------------------|--------------|--------------|----------|
| Site                          | Multi_branch | Status       | Open     |
| Doc No.                       | RT0000000012 | Doc Date     | 29/06/18 |
| File No                       | MB-12        | Patient Name | MB-12    |
| Type Of Therapy               | Radiotherapy | Machine Type | Machine1 |
| Amount                        | 2000         | Remarks      |          |

## Radiotherapy Treatment Completion

**Radiotherapy Treatment Completion :** Radiotherapy patient treatment completion details are recorded in this screen.

Radiotherapy Treatment Completion

Site

HO

Doc No.

RT0000000002

File No.

F-91

Type Of Therapy

ONCOLOGY

Last Treatment Date

25/06/18

Remarks

Status

Treatment Completed

Doc Date

25/06/18

Patient Name

ravi kumar

Machine Type

Machine1

Treatment Completed

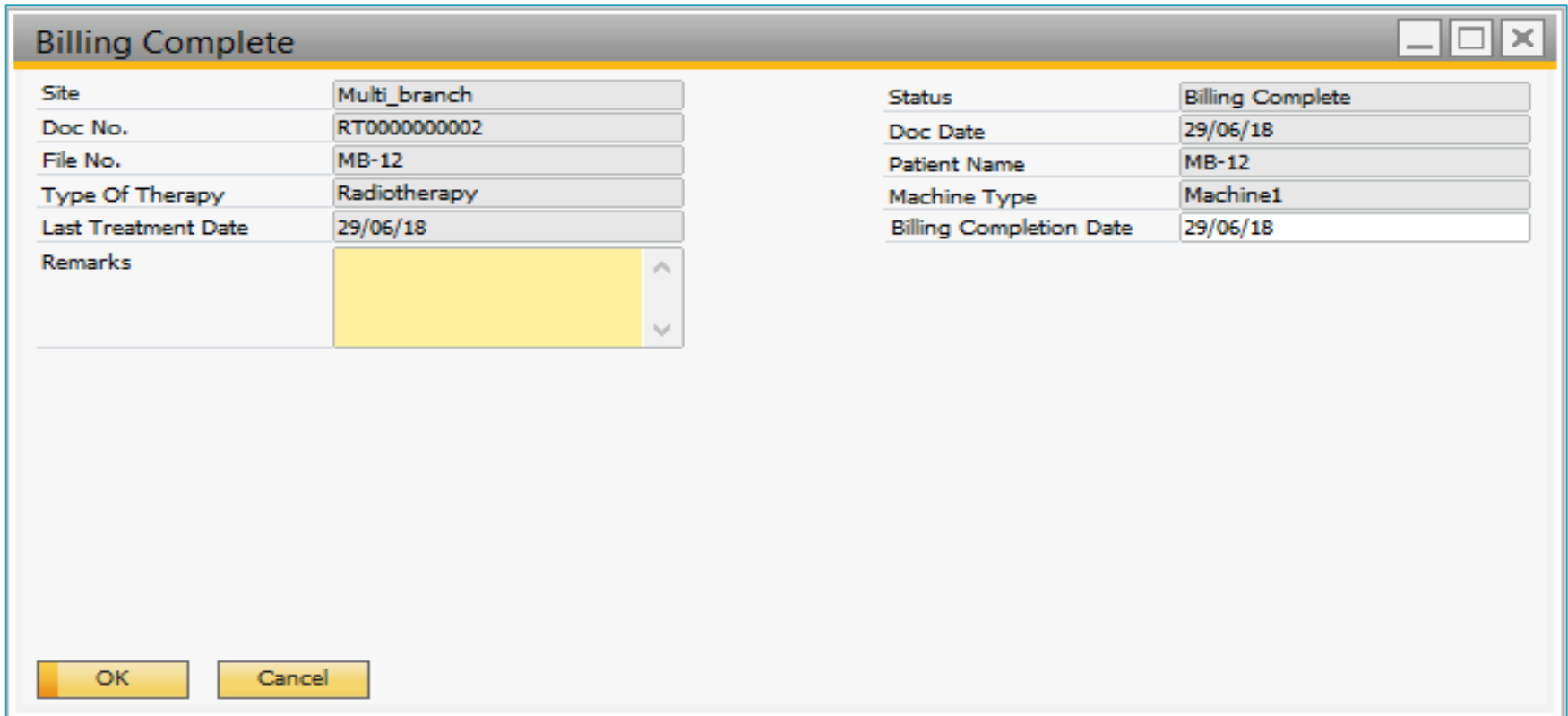
YES

OK

Cancel

## Billing Complete

**Billing Complete** : Radiotherapy patient billing complete record is entered in this screen

A screenshot of a software window titled 'Billing Complete'. The window contains two columns of data entry fields. The left column includes fields for Site, Doc No., File No., Type Of Therapy, Last Treatment Date, and Remarks. The right column includes fields for Status, Doc Date, Patient Name, Machine Type, and Billing Completion Date. At the bottom of the window are 'OK' and 'Cancel' buttons.

| Billing Complete        |                  |
|-------------------------|------------------|
| Site                    | Multi_branch     |
| Doc No.                 | RT0000000002     |
| File No.                | MB-12            |
| Type Of Therapy         | Radiotherapy     |
| Last Treatment Date     | 29/06/18         |
| Remarks                 |                  |
| Status                  | Billing Complete |
| Doc Date                | 29/06/18         |
| Patient Name            | MB-12            |
| Machine Type            | Machine1         |
| Billing Completion Date | 29/06/18         |

**Radiology Patient Details** : Radiology patient details are recorded in this screen like date, file no, patient name, age, sex, city, state, patient type, scan type, investigation , gross amount, discount, total amount, payment method



# Hospital Patient Record

**Hospital Patient Record :** Hospital patient details are recorded in this screen like date, file no, patient name, age, sex, city, state, patient type, scan type, investigation , gross amount, discount, total amount, payment method.

[illegible]

## Expense Details

**Expense Details :** Branch wise monthly expense details can be entered in this screen.

[illegible]

# Revenue Calculation Sheet

**Revenue Calculation Sheet :** Branch wise revenue calculation is done by the system automatically based on the revenue slab and it is posted automatically to SAP B1

Revenue Calculation Sheet

Site

HO

Year

2018

Revenue Amount (Gross)

44,020.00

Total Revenue Amount

43,420.00

Revenue Amount Calculated

0.00

Tax Code

IGSTE

Month

May

Total Expense Amount (Gross)

600.00

Total Expense Amount (Net)

700.00

Net Revenue Amount

-700.00

| #  | Revenue Head                   | Revenue Amount | Revenue Account | Expense Head  | Expense Amount |
|----|--------------------------------|----------------|-----------------|---------------|----------------|
| 1  | Revenue from Radiotherapy      | 37,620.00      | 400000          | Cleaning head | 400.00         |
| 2  | Revenue from Radiology         | 6,400.00       | 400010          | Cooking       | 200.00         |
| 3  | Revenue from IPD Medical /Surg | 0.00           | 400020          | Travelling    | 700.00         |
| 4  | Revenue from IPD Doctors Visit | 0.00           | 400040          |               | 0.00           |
| 5  | Revenue from IPD Room Rent     | 0.00           | 400070          |               | 0.00           |
| 6  | Revenue from IPD Food & Bever  | 0.00           | 400050          |               | 0.00           |
| 7  | Revenue from IPD Equipment Cha | 0.00           | 400030          |               | 0.00           |
| 8  | Revenue from IPD Drugs         | 0.00           | 400040          |               | 0.00           |
| 9  | Revenue from IPD Consumables   | 0.00           | 400080          |               | 0.00           |
| 10 | Revenue from IPD Blood Bank    | 0.00           | 400040          |               | 0.00           |
| 11 | Revenue from IPD Revenue Patho | 0.00           | 410000          |               | 0.00           |
| 12 | Revenue from IPD Revenue Radio | 0.00           | 410010          |               | 0.00           |
| 13 | Revenue from IPD Ambulance Cha | 0.00           | 400070          |               | 0.00           |
| 14 | Revenue from IPD Packages      | 0.00           | 400070          |               | 0.00           |
| 15 | Revenue from OPD Packages      | 0.00           | 420000          |               | 0.00           |
| 16 | Revenue from OPD Services      | 0.00           | 450020          |               | 0.00           |
| 17 | Revenue from IPD Services      | 0.00           | 420003          |               | 0.00           |
| 18 | Revenue from Professional Char | 0.00           | 400060          |               | 0.00           |
| 19 | Revenue from Radiation Therapy | 0.00           | 450005          |               | 0.00           |
|    |                                | 44,020.00      |                 |               |                |

View

Cancel

Post

[illegible]

# Reports





# Thank You!

**Dilip K Sadh**

[dilip@Kabeerconsulting.com](mailto:dilip@Kabeerconsulting.com)